


Floor Level Air Diffuser Type BLQ



LTG Aktiengesellschaft

D - 70435 Stuttgart, Grenzstraße 7
☎ +49 (0711) 82 01-180, Fax +49 (0711) 82 01-720
Internet: <http://www.LTG-AG.de>
E-Mail: info@LTG-AG.de

LTG Incorporated

105 Corporate Drive, Suite E
Spartanburg S.C., 29303 USA
☎ +1 (864) 599-6340, Fax +1 (864) 599-6344
Internet: <http://www.LTG-INC.net>
E-Mail: info@LTG-INC.net

LTG S.r.l. a socio unico

Via G. Leopardi 10
I-20066 Melzo
☎ +39 (02) 9 55 05 35, Fax +39 (02) 9 55 08 28
Internet: <http://www.LTG-SRL.com>
E-Mail: ltg@lthsrl.191.it

Components for Room Air Technology

Germany

Central Office (Frankfurt)

Sales area:

PLZ 54, 55, 60, 63, 64, 66-69, 97
 Sontraer Str. 27
 D-60386 Frankfurt am Main
 ☎ (069) 94 20 19-14, Fax -10
 E-mail: Bergmann@LTG-AG.de

Central office (Herborn)

Sales area:

PLZ 30, 31, 34-38, 56, 57, 61, 65
 Sperberweg 16
 D-35745 Herborn
 Herr Hartmann
 ☎ (02772) 570-725, Fax -727
 E-mail: Hartmann@LTG-AG.de

Eastern office (Berlin)

Sales area:

PLZ 10-25, 29, 39
 Eisenhutweg 51a
 D-12487 Berlin
 Herr Linke
 ☎ (030) 63 22 87-74, Fax -75
 E-mail: Linke@LTG-AG.de

Eastern office (Chemnitz)

Sales area:

PLZ 01-09, 98, 99
 Johannes-Ebert-Straße 20
 D-09128 Chemnitz
 Herr Schenfeld
 ☎ (0371) 77118-01, Fax -02
 E-mail: Schenfeld@LTG-AG.de

Southern office

Sales area:

PLZ 70-96
 Grenzstraße 7
 D-70435 Stuttgart
 Herr Gau
 ☎ (0711) 8201-209, Fax -210
 E-mail: Gau@LTG-AG.de

Western office

Sales area:

PLZ 26-28, 32, 33, 40-53, 58-59
 Baststraße 30
 D-46119 Oberhausen/Rheinl.
 Herr Perenz
 ☎ (0208) 30431-55, Fax -56
 E-mail: Perenz@LTG-AG.de

Austria

KTG Klimatechnische Gesellschaft mbH

Schubertstraße 13, A-2126 Ladendorf
 ☎ (02575) 21089, Fax (02575) 21022
 E-Mail: office@ktg-wien.com

Great Britain

MAP

Motorised Air Products Ltd.

Unit 5A, Sopwith Crescent
 Wickford Business Park Wickford
 GB-Essex SS11 8YU
 ☎ (01268) 57 44 42, Fax (01268) 57 44 43
 E-Mail: info@mapuk.com

Netherlands

Opticlina Systems

Leeuwerikstraat 110, NL-3853 AG Ermelo
 ☎ (0341) 493969, Fax (0341) 493931
 E-Mail: info@opticlina.nl

Poland

HTK Went Sp.z.o.o.

ul. Chopina 13/3, PL-30047 Krakow
 ☎ (012) 632 31 32, Fax (012) 632 81 93
 E-Mail: info@htk-went.pl

Portugal

ArGelo S. A.

R. Luis Pastor de Macedo, Lote 28 B
 P-1750-158 Lisboa
 ☎ (21) 752 01 20, Fax (21) 752 01 29
 E-Mail: info@argelo.pt

Slovenia

Energop Plus

Koprska 108 d, SLO- 1000 Ljubljana
 ☎ (01) 200 73 67, Fax (01) 42 33 346
 E-Mail: info@energoplus.si

Switzerland

Laminair AG

Kirchbergstrasse 105
 Ch-3400 Burgdorf
 ☎ (034) 420 02-10, (034) 420 02-11
 E-Mail: info@laminair.ch

Turkey

Step Müh. Yapi Ltd.

Yali Yolu Sokak, Turanlı Apt. No: 24 D.1
 TR- 34744 Bostanci-Istanbul
 ☎ (0216) 445 2931, Fax (0216) 445 2505
 E-Mail: info@stepyapi.com.tr

The Program for Room Air Technology

Components

Air diffusers for walls, floors and ceilings · LTG System clean[®] · linear diffusers Coandatrol[®] · ceiling air diffusers Coadavent[®] · displacement diffusers · LTG chilling fans cool wave[®] · induction units Klimavent[®] · fan coil units Raumluft · ceiling fan coil units Ventotel[®] · facade fan coil units · airflow control units · labair[®] system

Engineering services

Technical services for investors, architects, engineers and plant builders during design, construction and operation of buildings. Reliable and precise data relating to the ventilation of air conditioning system are given already before realization of the project, determined by measurements, calculations, building simulations and experiments.

Components for Process Air Technology

Japan

Toho Engineering Co. Ltd.

14-11, Shimizu 3-Chome, Kita Ku
 Japan 462 Nagoya
 ☎ (052) 9 91-10 40, Fax (052) 9 14-98 22
 E-Mail: main@tohoeng.com

The Program for Process Air Technology

Components

Axial-flow, centrifugal and tangential fans · Collector system for: coarse and fine particle filtration, separating and compacting, compressing and humidifying.

Engineering services

Technical services for construction engineers and plant designers during development and operation of assembly groups, machines and plants.

Floor Level Air Diffuser Type BLQ



Floor Level Air Diffuser Type BLQ

Application

The floor level air diffuser type BLQ has been designed specifically for installation in raised false floors. BLQ is suitable for air supply from below a glazed façade, and can also be used, in case of low cooling loads or in combination with static cooling surfaces, for introducing necessary volume of conditioned fresh air to meet hygiene requirements.

Function

The diffuser can be connected in conjunction with a rectangular aperture in a false floor. Air volume balancing is achieved via throttling segments arranged in the bottom plate of the air distribution box. The supply air is introduced into the room at low velocity through a perforated panel.

The diffuser's front plate can easily be removed from the air distribution box and reinstalled without the need for any auxiliary tools, e.g. for cleaning or air volume balancing.

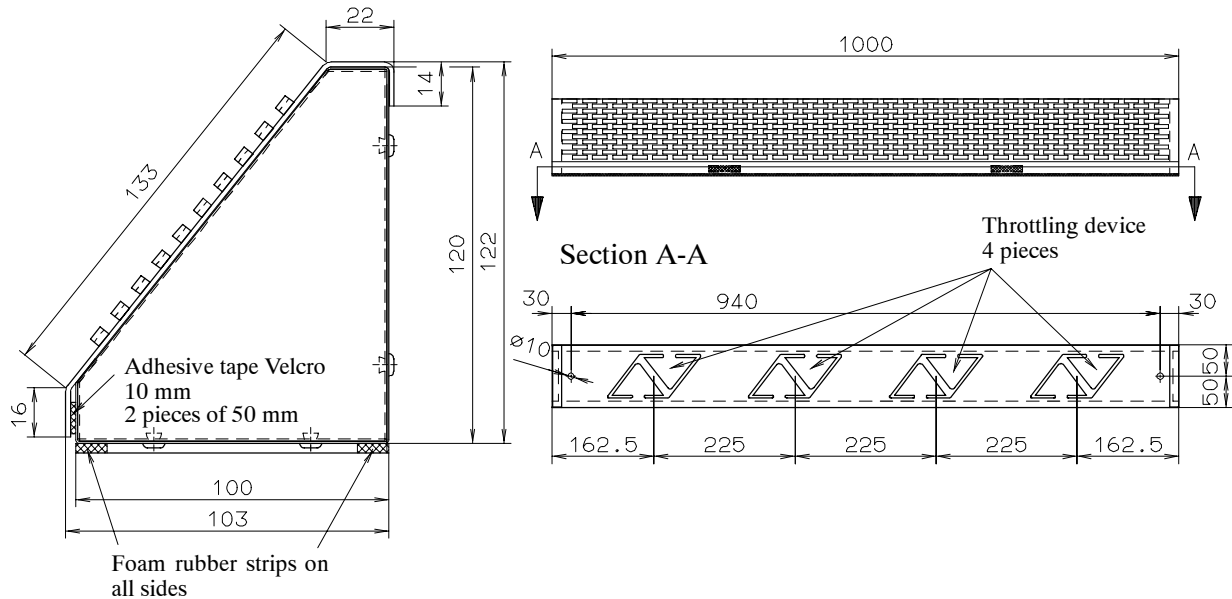
This diffuser type has also proven highly successful integrated beneath the steps and seats in theatres and other types of auditorium.

Indoor air flow / Comfort limits

As a result of the perforated front face, the supply air is spread evenly.

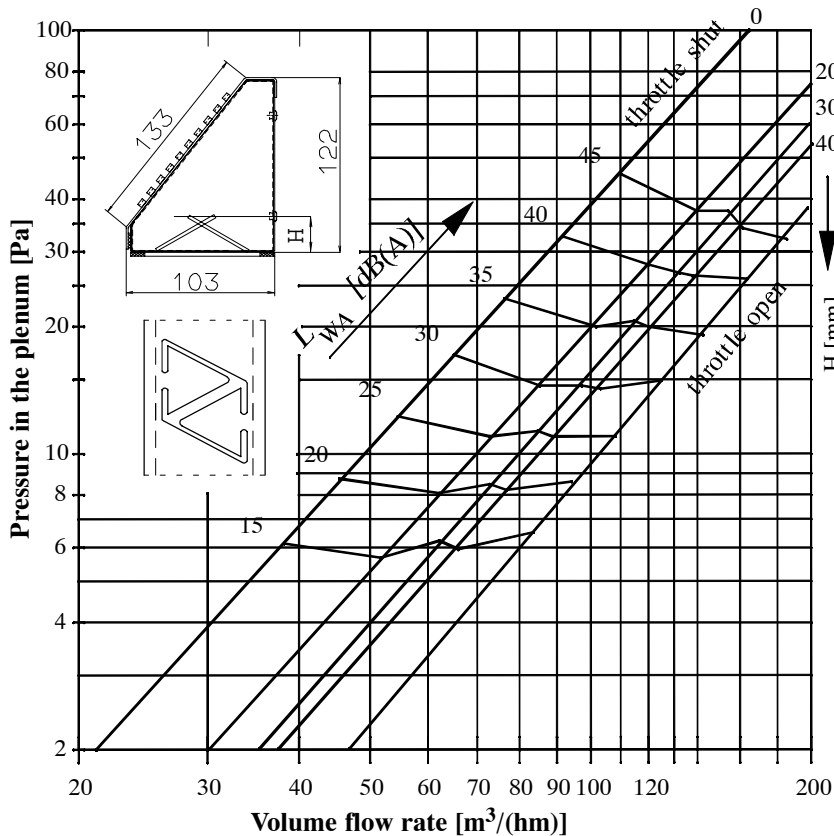
In the zone close to the diffuser a turbulent mixed airflow ensures rapid reduction of air speed and quick heating of the air jets. Low-turbulence displacement air flow is then formed within about one meter from the diffuser that directs the supply air into the room along the floor where it rises over load areas (occupants, appliances etc) and thus feeds fresh air while removing thermal and pollution loads from occupied spaces in a precise and comfortable manner.

Floor Level Air Diffuser Type BLQ



Acoustic power / Pressure loss

BLQ 1000 with throttling device
 (false bottom cut: 900 x 80 mm)



Design

Casing of galvanized sheet steel, front plate with concealed perforation, powder coated similar to RAL 9010.

Dimensions

Height above floor: 122 mm

Outlet depth: 103 mm

Outlet length:
 750, 1000, 1250, 1500, 1750 mm

Standard dimensions:
 see dimensional sketch
 (outlet length 1000 mm)

cutout in the false bottom : rectangular

$b_{\max} = 80$ [mm]
 $l_{\max} = 900$ [mm]
 (special dimensions on request)

Technical features

For acoustic power level and pressure loss refer to the diagram on the left.

As a result of the wide open surface that remains almost invisible due to the concealed perforation, the strip-type diffuser has a low acoustic power level.

Specification and Schedule of Prices

Floor Level Air Diffuser BLQ

Edition 12.8.2008 / page 1

Qty.	Description	Unit price in €	Total price in €										
	<p>Strip-type diffuser for installation in bases and connection to hollow space or compressed floors, for creation of a virtually turbulence-free displacement air flow with excellent reduction of temperature difference and great jet penetration depth.</p> <p><u>Diffuser consisting of:</u></p> <ul style="list-style-type: none"> - Casing of galvanized sheet steel, front side with concealed bores. Powder coated acc. to RAL 9010. <p>Air intake from below through hollow space floor, pressure balancing through adjustable throttle element integrated in the diffuser. Diffuser plate fastened through adhesive tape, thus easy and quick removal whenever required.</p> <p><u>Technical Data</u></p> <table data-bbox="252 837 1082 992"> <tr> <td>Volume flow rate of supply air:</td> <td>50-100 m³/hm</td> </tr> <tr> <td>Height above floor:</td> <td>122 mm</td> </tr> <tr> <td>Diffuser depth:</td> <td>103 mm</td> </tr> <tr> <td>Temperature difference between ambient air and supply air:</td> <td>1-6 K</td> </tr> <tr> <td>Sound power level:</td> <td>≤ 35 dB(A)</td> </tr> </table> <p>Diffuser length (standard):</p> <ul style="list-style-type: none"> o 750 mm o 1000 mm o 1250 mm o 1500 mm o 1750 mm <p>Manufacturer: LTG Aktiengesellschaft Series: BLQ</p> <p><u>Special Versions /Accessories</u> (on request, additional charge):</p> <ul style="list-style-type: none"> o Special color: RAL _____ 	Volume flow rate of supply air:	50-100 m ³ /hm	Height above floor:	122 mm	Diffuser depth:	103 mm	Temperature difference between ambient air and supply air:	1-6 K	Sound power level:	≤ 35 dB(A)		
Volume flow rate of supply air:	50-100 m ³ /hm												
Height above floor:	122 mm												
Diffuser depth:	103 mm												
Temperature difference between ambient air and supply air:	1-6 K												
Sound power level:	≤ 35 dB(A)												